



# ICE CREAM



Refreshment accompanies your *moments.*





# Products



Ice cream biscuits cone



Ice Cream Powder



Slush Powder



Ice Pops



Smoothie Powder



Pancake



Waffel



Crepe



Machines



Packaging



Decoration Accessories



Happy cone



Gelato Ice Cream Powder



Cotton Candy



# CRUNCHY CONES



## SMALL CONE ICE CREAM

### Features :

Size : 11.5 cm x 5 cm  
(LENGTH X DIAMETER)


Available Colors :

Original- Grey-Yellow-Red

Blue - Green

Packaging Box :

210\*260\*605 mm



## KING CONE ICE CREAM

### Features :

Size : 12.8 cm x 5.6 cm  
(LENGTH X DIAMETER)


Available Colors :

Original- Grey-Yellow-Red

Blue - Green

Packaging Box :

225\*285\*625 mm



## CUP CONE ICE CREAM

### Features :

Size : 7.2 cm x 5.2 cm  
(LENGTH X DIAMETER)

Available Colors :

Original- Grey-Yellow-Red

Blue - Green

Packaging Box :

220\*260\*710 mm



Each box contains 400 pc (one color)



# ICE Cream Powder

ICE CREAM POWDER (25 Kg)

## Features :

Available Flavors :

Vanilla - Chocolate - Strawberry

Mango - Plain Milk - Red Bubble Gum

Blue Bubblegum - Charcol Black Vanilla

Matcha Tea - Yogurt - Cola - Vimto Ramadan

Pistachio - Cofee(Mochachinno) - Cookie

Watermellon - Mixed Fruit - Coconut

Blueberry - Green Apple - Lemon - Orange

Caramell - Banana - Mint - Hamba

Passsion Fruit - Lotus - Guava - Tropical Almond

Pine Apple

Net Weight: 25 Kg

Packaging Bag : 10 \* 43 \* 70 cm





# ICE CREAM POWDER (1Kg)



VANILLA



CHOCOLATE



STRAWBERRY



MANGO



PLAIN (MILK)



RED BUBBLEGUM



BLUE BUBBLEGUM



CHARCOAL  
BLACK VANILLA



MATCHA TEA



YOGURT



COLA



VIMTO RAMADAN



PISTACHIO



COFFEE  
(MOCHACCINO)



Cookie



WATERMELON



MIXED FRUIT  
(VIMTO)



COCONUT



BLUEBERRY



GREEN APPLE



LEMON



ORANGE



CARAMEL



BANANA



MINT



Guava



Passion Fruit



Tropical Almond



Hamba



PINEAPPLE



LOLUS

PACKAGING BOX :  
1 KG  
NET WEIGHT :  
1X10 KG Per Box  
PACKAGING BOX :  
323\*250\*240 MM



# COLD SLUSH

## MILK SLUSH POWDER



Mochaccino



Chocolate



Lolus

### Features :

Available Flavors :

Chocolate - Lolus - Mochaccino

NET WEIGHT: 1 KG

PACKAGING BOX : 1\*6 PCS

### SLUSH POWDER

NET WEIGHT : 6 KG Per Box

PACKAGING BOX : 1\*6 PCS

## SLUSH POWDER



BLUEBERRY



STRAWBERRY



MINT LEMONADE



MANGO



BUBBLEGUM



COLA



MATCHA TEA



WATERMELON



MIXED FRUIT



GREEN APPLE



LEMON



PINEAPPEL



ORANGE



BLUE TROPICAL



PASSION FRUIT



Tropical Almond



GUAVA



Vimto Ramadan



# ICE POPS

## Features :

Available Flavors :

Blueberry - Strawberry - Mint Lemonade - Mango  
Vimto Ramadan - Bubble Gum - Cola - Matcha Tea  
Watermellon - Mixed Fruit(Vimto) - Green Apple  
lemon - PineApple - Bluetropicall - Passion Fruit  
Tropical Almond - Guava - Orrange

NET WEIGHT: 1 KG

PACKAGING BOX : 1\*6 PCS





# SMOOTHIE POWDER

## Features :

Available Flavors :

MOCHACHINO - LOLUS - CHOCOLATE

NET WEIGHT: 1 KG

PACKAGING BOX : 1 \* 6 PCS

BOX SIZE : 255 \* 170 \* 255 mm





# PANCAKE

## Features :

Available Flavors :

CHOCOLATE FLAVORE POWDER

VANILLA FLAVORE POWDER

PACKAGING BOX : 1 \* 10 PCS

box size :L \* W \* H 25 \* 24 \* 32 CM





# WAFFLE

## Features :

Available Flavors :

CHOCOLATE FLAVORE POWDER

VANILLA FLAVORE POWDER

PACKAGING BOX : 1 KG \* 10 PCS

box size :L \* W \* H 25 \* 24 \* 32 CM



# CREPE

## Features :

Available Flavors :

CHOCOLATE FLAVORE POWDER -

VANILLA FLAVORE POWDER

PACKAGING BOX : 1 KG \* 10 PCS

box size :L \* W \* H 25 \* 24 \* 32 CM





# COTTON CANDY

## Features :

Available Flavors :

Vanilla White - Vanilla Blue - Monster Dark Blue

Blueberry Dark Blue - Matcha Green Tea

Pistachio Green - Mint Green - Green Apple Green

Pine Apple Yellow - Banana Yellow - Lemon Yellow

Mix Fruit Vimto - Ramadan Vimto - Coconut White

Charcol Gray - Mixed Fruit - Coconut Bubblegum Light Red

Cola - Mango - Chocolate Light Brown - Watermelon

Strawberry - Orange

NET WEIGHT : 6 KG Per Box

PACKAGING BOX : 225\*170\*255 MM





# MACHINES

## Soft Ice Cream Table type 1+2 mix flavor single Phase

### Features :

Soft Ice Cream Table Type 2+1 MIX Flavor  
Single Phase

Voltage : 220V/50hz

Power: 1.7kw

Main 2 Compressor: Embraco (R404a)

+ Precool compressor: (R134a)

production: 25L/h

Hopper volume: 7L\* 2

Cylinder volume: 1.8L\* 2

N.W: 108kgs

Machine size: 518\*640\*710mm

COUNT ICE CREAM , bit stop & wheel

sensore alarm empty tank , stanless steel cover & screw

2 cooling system

(black discharge block and tray) star built in





# MACHINES

## Ice Cream Soft Machine

### Features :

Flavor: single flavour Table type  
single phase Voltage: 220V/ 50hz, Power: 1.1kw  
Compressor: Embraco R404  
Production: 18L/h  
Hopper volume: 5L  
Cylinder volume: 1.8L  
N.W: 58kgs  
G.W: 65kgs  
Machine size: 240\*600\*680mm



1

### Features :

soft ice cream stand type 2+1 MIX flavor  
single phase Voltage: 220V/50hz Power: 1.7kw  
Main Compressor: Embraco (R404a)  
Precool compressor: (R134a)  
Production: 25L/h  
Hopper volume: 7L\* 2  
Cylinder volume: 1.8L\* 2  
N.W: 110kgs , Machine size: 518\*740\*1310mm  
COUNT ICE CREAM , wheel sensore alarm empty tank  
stanless steel cover & screw, 2 cooling system  
(black discharge blockand and tray) star built in



2

### Features :

soft ice cream stand type 2+1 MIX flavor  
single phase Voltage: 220V/ 50hz/60hz  
Power: 1.7kw\*2  
2 Main Compressor: Embraco (R404a) (2pcs)  
& 2 Precool compressor: (R134a) 2pcs  
Production: 50-60L/h  
Hopper volume: 13L\* 2 Cylinder volume: 2.2L\* 2  
N.W: 210kgs , Machine size: 585\*818\*1540mm  
COUNT ICE CREAM , wheel sensore alarm empty tank  
stanless steel screw, 2 cooling system  
(black discharge blockand and tray)



3



# MACHINES

## SLUSH 3 TANK & juice machine ( tow in one )



### Features :

Single Phase  
Voltage: 220V/ 50hz  
Power: 1.7kw\*2  
Main Compressor: (R404a)  
ALL TANK Volume : 37.5 L  
tank volume: 12.5 L each tank  
N.W: 76 kgs ,

Machine size: 620X530X800MMM  
Full lighting, touch screen control, can be used  
as a slush machine, and there is a control to  
function as a juice machine and available  
option can work just 1 or 2 or 3 tank all

## Snow Machine Ice Cream



### Features :

single phase  
Voltage: 220V/ 50hz/60hz  
Rate power: 1000W  
Main Compressor: Embraco (R404a)  
Capacity: 180kg/24H

N.W: 56kgs  
Machine size:  
510\*395\*540mm(without bucket )  
510\*395\*750mm(with bucket)



# MACHINES

## GELATO HARD ICE CREAM MACHINE



### Features :

Gelato & Hard ice cream stand type  
single phase  
Voltage: 220V/50hz  
Power: 1.6kw  
Main Compressor: (R404a)  
Cylinder volume: 9kg  
N.W: 98kgs

Machine size:525X530X1400MM  
The plate body is made of food grade stainless steel and colorful spraying steel ,elegant appearance and sanitary  
Mico-computer controlled system with the temperature digitally shown,regulate the hardness at any time  
Hightly-efficient&fast-cooling evaporator ,cooling faster  
low-temperature effect is excellent , The casterwheel fixed to base of machine can move conveniently and freely

## POP MACHINE



+



### Features :

POPSICLE MACHINE  
two mold single phase  
Voltage: 220V/50hz  
Power: 1.88kw  
Compressor Embraco : (R404a)  
Production(24 hours) : 6000pcs  
Cooling way: Air-cooled Lowest temperature: --25 degree  
N.W: 90kgs  
Machine size: 900\*580\*840mm

### Doable Mould

Each mould : 40 PCS  
Each PCS : 75 ML  
Total 80 PCS in Machine  
Every 20 Minute make 80 PCS



# MACHINES

## LUXURY POPCORN MACHINE (SC-P02'S UPGRADE TYPE)



### Features :

Luxury Popcorn Machine  
2 heater and light  
( cooking size 21cm and width 62cm)  
single phase  
Voltage: 220V/ 50hz  
Power: 1.3kw  
N/W:15.6KG  
Size:540 \* 400 \* 750mm


## ELECTRIC CREPE MAKER (SINGLE HEAD)



### Features :

Electric Crepe Maker  
(single head)  
head 40cm round temperture  
control up to 300 c  
Volts:220V/50Hz  
Power:2.8Kw  
N/W:12.5KG  
Size:480\*540\*230mm

## SQUARE ROTATRY WAFFLE BAKER



### Features :

Square Rotatry Waffle  
Baker 20 cm temperture  
control up to 300 c  
Timer Single Phase  
Volts:220V/50Hz  
Power:1.2Kw  
N/W:9KG  
Size:510\*370\*370mm

## PANCAKE MACHINE



### Features :

Pancake Machine 25 pcs hole  
control temperture up to 300 c  
timer  
size 26x26 cm  
hole size4.4cm and width 1cm  
Power:2.8Kw  
Volts:220V/50Hz  
Power:850w  
N/W:6.2KG  
Size:380\*380\*220mm



# PACKAGING

## Decoration Accessories

Nova Cup



Dome Lid



Isap Clear Cup



350 cc And 450

ICE CREAM CUP



4 OZ=100 ML . 6 OZ=150ML  
8 OZ=200ML


Plastic  
Ice Cream Spoon




STRAW 12MM



Set of 10 Stainless Steel  
Ice Lolly Mold, Popsicle U Mould



Set of 10 Stainless Steel Ice Lolly  
Mold, Popsicle | Mould







# PACKAGING

## Decoration Accessories

SILICON POPSICLES  
GREEN



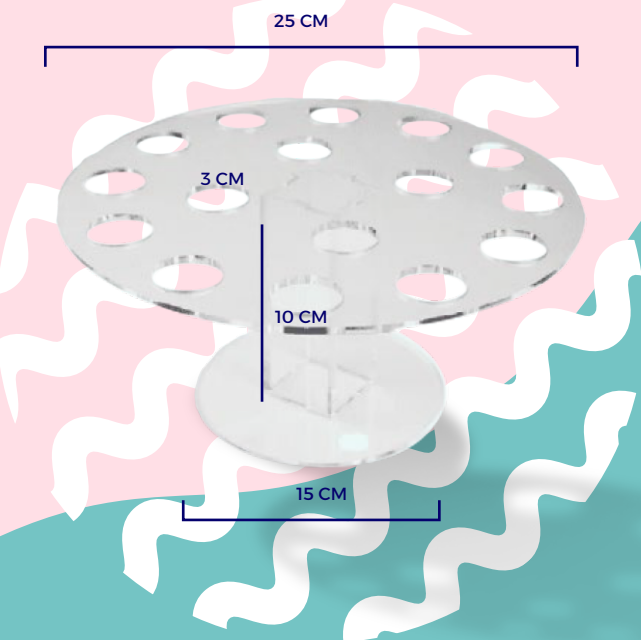
SILICON POPSICLES  
BLUE



6-hole Holder For  
Ice Cream Cones




16-hole Holder For  
Ice Cream Cones



Ice Cream Cone Storage Display  
Cabinet Open Box



Ice Cream Cone  
Dispenser





# Happy cone

28 PCs Cones IN 1 Box

24 PCs Cones IN 1 Box

**BOX SIZE: 54 \* 45 \* 57 CM**

## Main Box

20 Box X 28 pcs

20 Box X 24 pcs





# GELATO ICE CREAM POWDER

## Packaging

NET WEIGHT : 1 KG

PACKAGING BOX : 10 \* 43 \* 70 CM

NET WEIGHT : 25 KG

PACKAGING BOX : 10 \* 43 \* 70 CM

