



ICE CREAM



Refreshment accompanies your *moments.*



Products



**Ice Cream Wafer
&
Waffle Cones**



**Waffle Cone
Pre Mix**



**Ice Cream
Powder**



**Slush
Powder**



**Hot Chocolate
Powder**



**Frappe
Powder**



**Smoothie
Powder**



Ice Pops



**Yellow
Cheese Flavour**



**Caramel
Seasoning**



Popcorn



Pancake



Waffle



Crepe



**Cotton
Candy**



Machines



Packaging



**Decoration
Accessories**



**Happy
Cone**



**Gelato
Ice Cream
Powder**

CRUNCHY WAFER CONES



**King Cone
Ice Cream**


Features:

Size : 12.8 cm x 5.5 cm
(LENGHT x DIAMETER)

Available Colors :

Original- Grey-Yellow-Red-Blue-Green

Packaging Box : 520*285 *225mm



**Small Cone
Ice Cream**

Features:

Size : 11.6 cm x 4.9 cm
(LENGHT x DIAMETER)

Available Colors :

Original- Grey-Yellow-Red-Blue-Green

Packaging Box : 540 *260 *210mm



**Cup Cone
Ice Cream**

Features:

Size : 7.3 cm x 5.3 cm
(LENGHT X DIAMETER)

Available Colors :

Original- Grey-Yellow-Red-Blue-Green

Packaging Box : 710 *260 *220mm

Each box contains 400 pcs (Each colour)

WAFFLE CONES



Waffle Cone Ice Cream

Small

Features

Size : 10.6 cm x 4.6 cm
(LENGHT X DIAMETER)

Each box contains 324 pcs



Waffle Cone Ice Cream

Flat

Features :

Size : 12 cm x 5 cm
(LENGHT X DIAMETER)

Each box contains 288 pcs




Waffle Cone Ice Cream

Medium

Features :

Size : 12.2 cm x 4.9 cm
(LENGHT X DIAMETER)

Each box contains 288 pcs



Waffle Cone Ice Cream

Large

Features :

Size : 15.5 cm x 6 cm
(LENGHT X DIAMETER)

Each box contains 252 pcs

Packaging Box : 622x280x295mm

WAFFLE CONES



Waffle Cone Ice Cream Flat

Features :


Size : 12 cm x 5 cm

(LENGHT X DIAMETER)

Available Colours :

Red-Blue-Yellow-Green-Black

Each box contains 288 pcs



Waffle Cone Ice Cream Medium

Features :


Size : 12.2 cm x 4.9 cm

(LENGHT X DIAMETER)

Available Colours :

Red-Blue-Yellow-Green-Black

Each box contains 288 pcs



Waffle Cone Ice Cream Large

Features :

Size : 15.5 cm x 6 cm

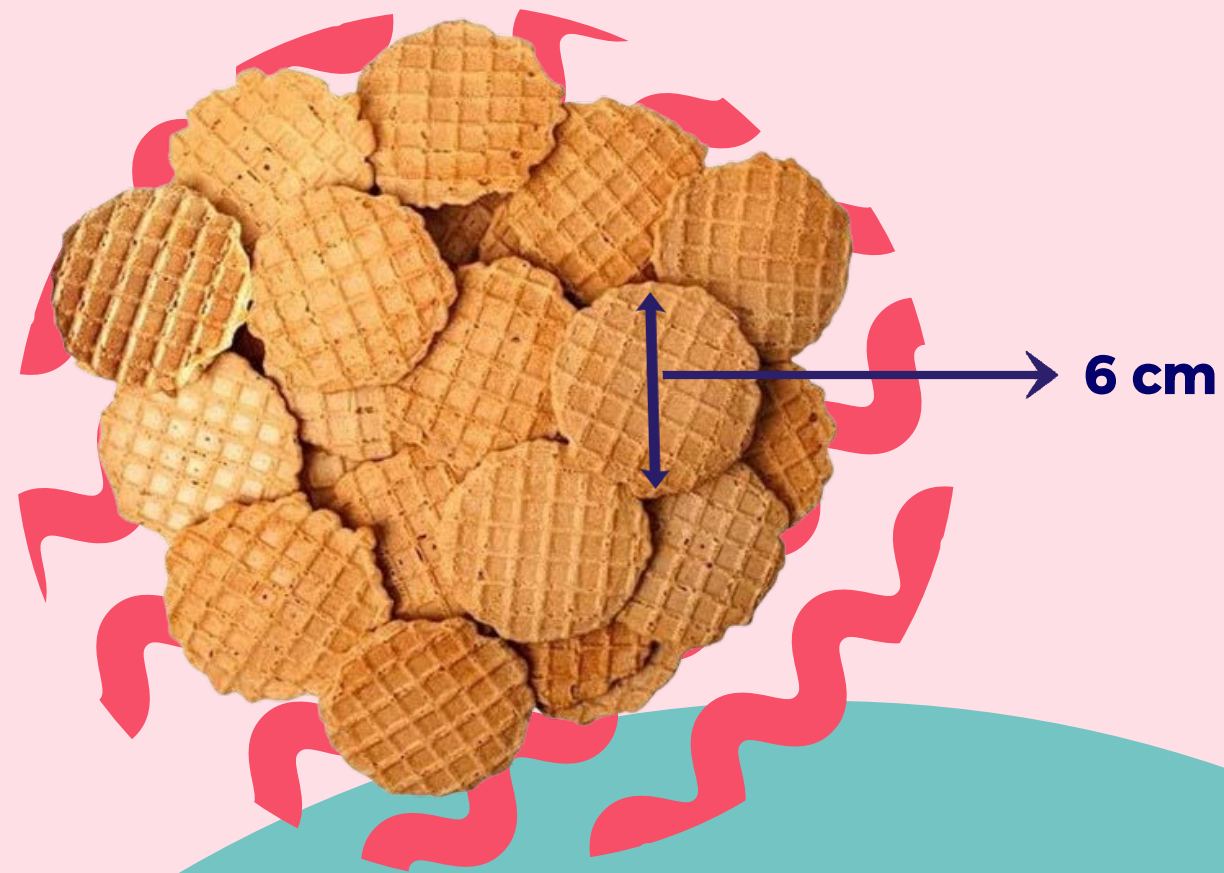
(LENGHT X DIAMETER)

Available Colours :

Red-Blue-Yellow-Green-Black

Each box contains 252 pcs

NACHO



Waffle Nachos


Features:

Size : 6 cm

Each box contains 1000 pcs : 10x100

Packaging box : 540*260*210mm

TACO



Waffle Taco

Features:

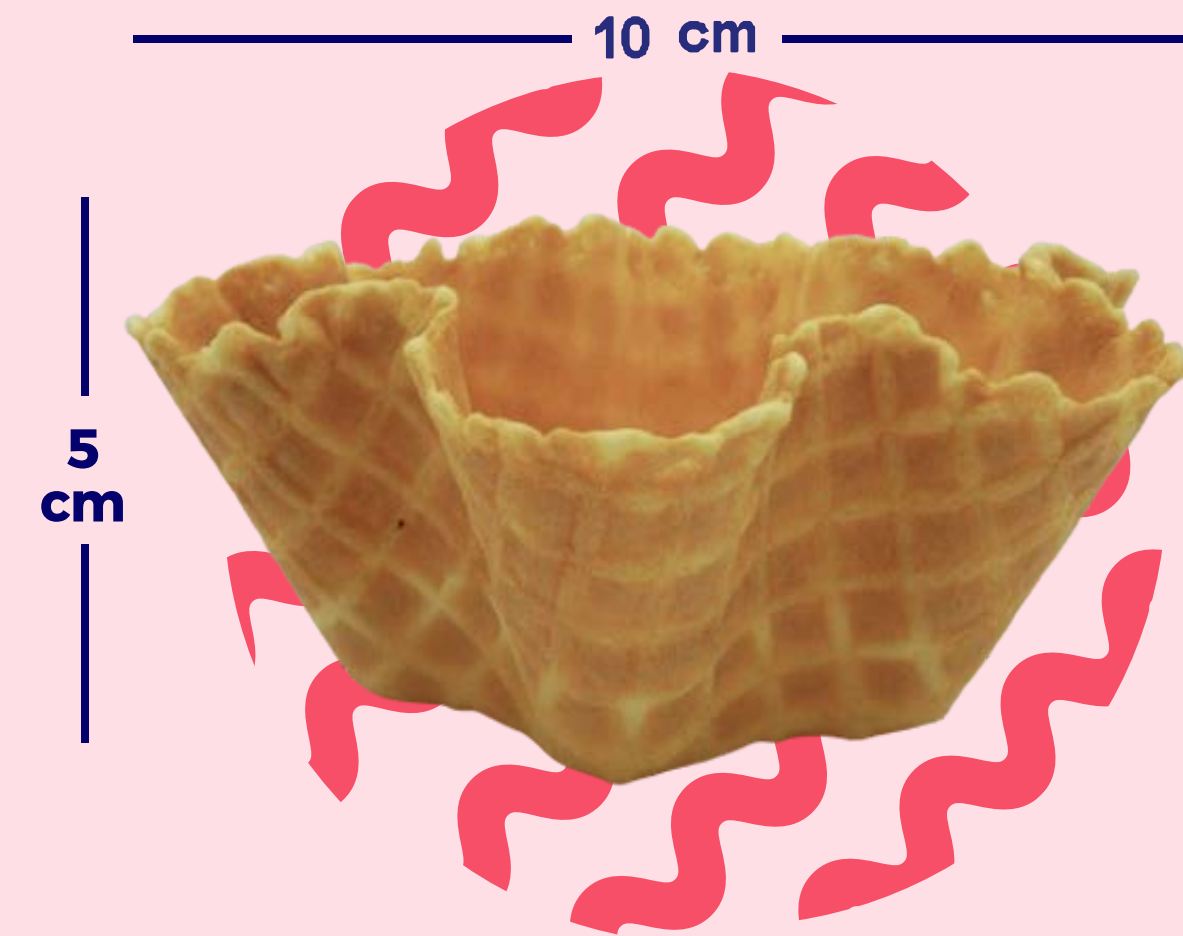
Size : 6 cm x 13.5 x 3 cm

(LENGTH x WIDTH x HEIGHT)

Each box contains 180 pcs

Packaging box : 210*260*603mm

BOWL



Waffle Bowl

Features:

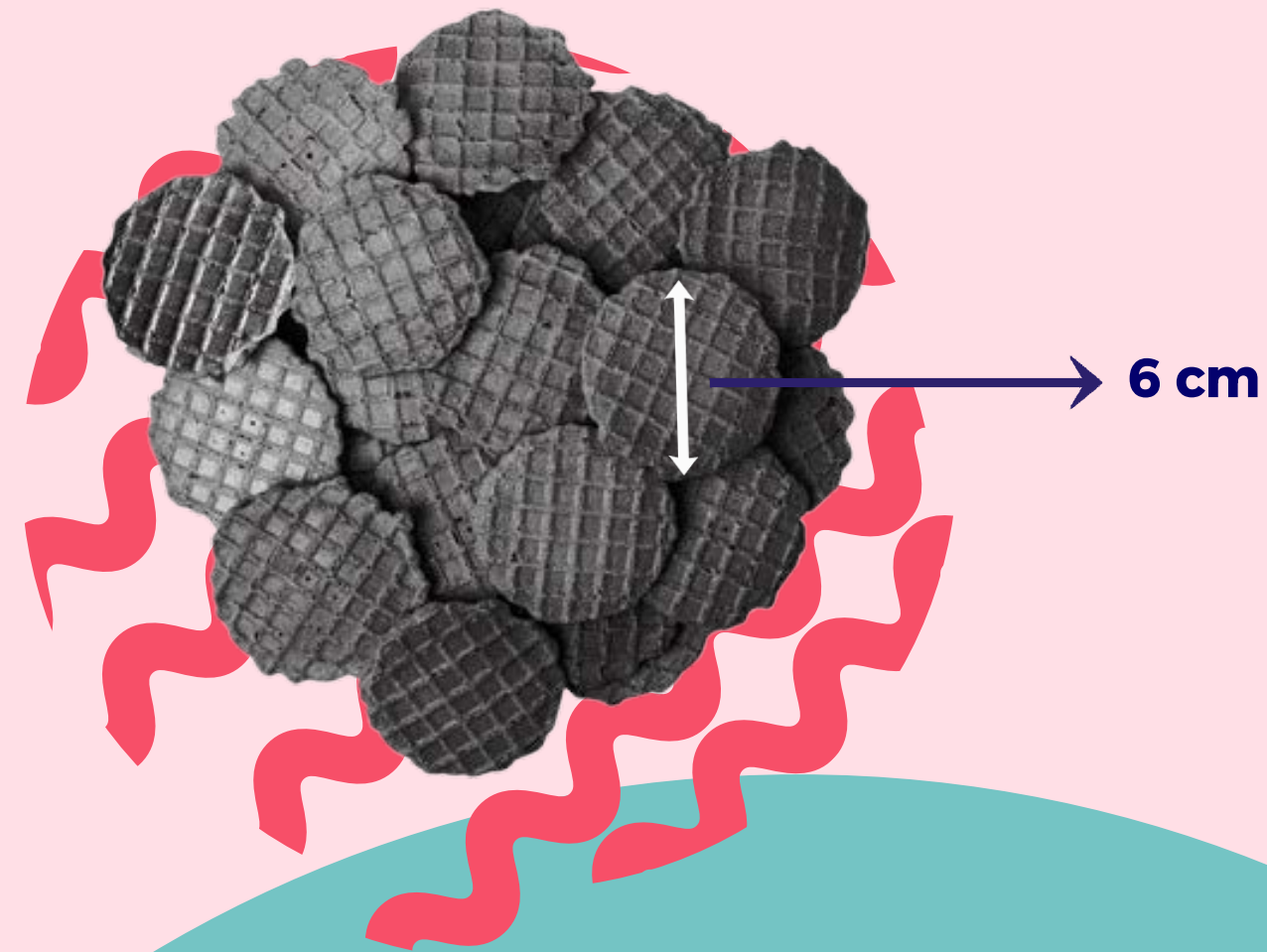
Size : 10 cm x 5 cm

(LENGTH X DIAMETER)

Each box contains 180 pcs

Packaging box : 380*350*240mm

NACHO



Waffle Nachos Black


Features:

Size : 6 cm

Each box contains 1000 pcs : 10x100

Packaging box : 540*260*210mm

TACO



Waffle Taco Black

Features:

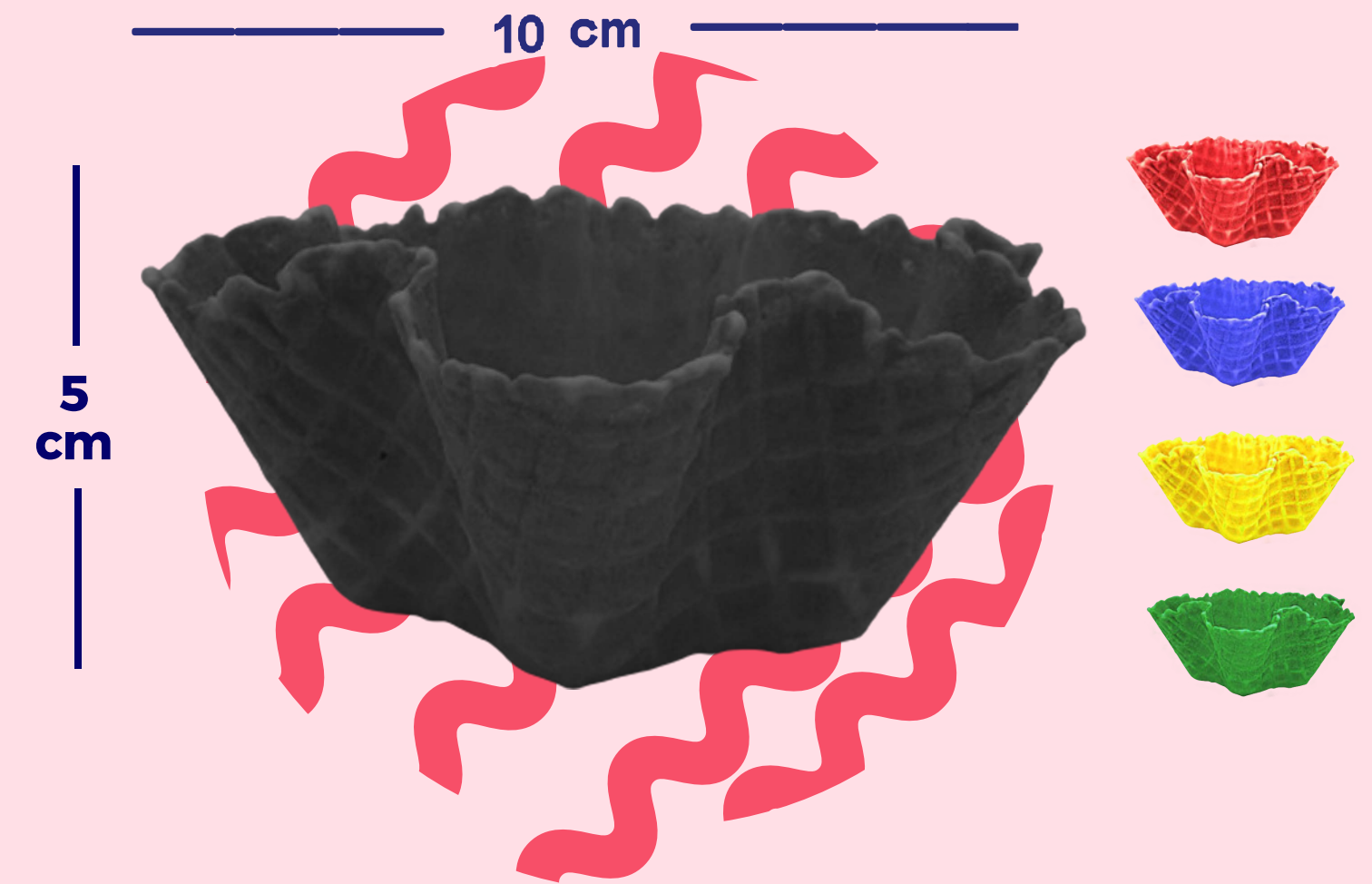
Size : 6 cm x 13.5 x 3 cm

(LENGHT X WIDTH X HEIGHT)

Each box contains 180 pcs

Packaging box : 210*260*603mm

BOWL



Waffle Bowl

Features:

Size : 10 cm x 5 cm

(LENGHT X DIAMETER)

Available Colour :

Red-Blue-Yellow-Green-Black

Each box contains 180 pcs

Packaging box : 380*350*240mm

WAFFLE CONE PRE MIX

Vanilla Waffle Ready Mix



Net Weight : 1 kg

Packaging Box : 1 x 10Kg Per Box

Box size : 410*310*160 mm

Charcoal Waffle Ready Mix



Net Weight : 1 kg

Packaging Box : 1 x 10Kg Per Box

Box size : 410*310*160 mm

ICE CREAM POWDER

Ice Cream Powder (25Kg)

Ice Cream Powder (1 Kg)



Net Weight : 25 Kg
Packaging Bag : 700*430*100mm



Net Weight : 1 Kg
Packaging Box : 1 x 10Kg per box
Box size : 410*310*160 mm

ICE CREAM POWDER (1 KG / 25KG)



VANILLA



CHOCOLATE



STRAWBERRY



MANGO



NEUTRAL
PLAIN



RED
BUBBLEGUM



BLUE
BUBBLEGUM



CHARCOAL
BLACK VANILLA



MINT & LEMON



MATCHA TEA



YOGURT



COLA



VIMTO RAMADAN



PISTACHIO



COFFEE
(MOCHACCINO)



COOKIE



WATERMELON



SALTED CARAMEL



MIXED FRUIT



COCONUT



BLUEBERRY



GREEN APPLE



LEMON



ORANGE



CARAMEL



BANANA



SAFFRON



MINT



GUAVA



PASSION FRUIT



TROFICAL
ALMOND



HAMBA



PINEAPPLE



LOLUS



AVOCADO



ACAI

PACKAGING : 1 KG
NET WEIGHT : 1X10 KG Per Box
PACKAGING BOX : 410 *310 *160mm

GELATO ICE CREAM POWDER



VANILLA



CHOCOLATE



STRAWBERRY



MANGO



NEUTRAL
PLAIN



RED
BUBBLEGUM



BLUE
BUBBLEGUM



CHARCOAL
BLACK VANILLA



MINT & LEMON



ACAI



LOLUS



SALTED CARAMEL



MATCHA TEA



YOGURT



COLA



VIMTO RAMADAN



PISTACHIO



COFFEE
(MOCHACCINO)



COOKIE



WATERMELON



AVOCADO



MIXED FRUIT



COCONUT



BLUEBERRY



GREEN APPLE



LEMON



ORANGE



CARAMEL



BANANA



MINT



GUAVA



PASSION FRUIT



TROPICAL
ALMOND



HAMBA



PINEAPPLE



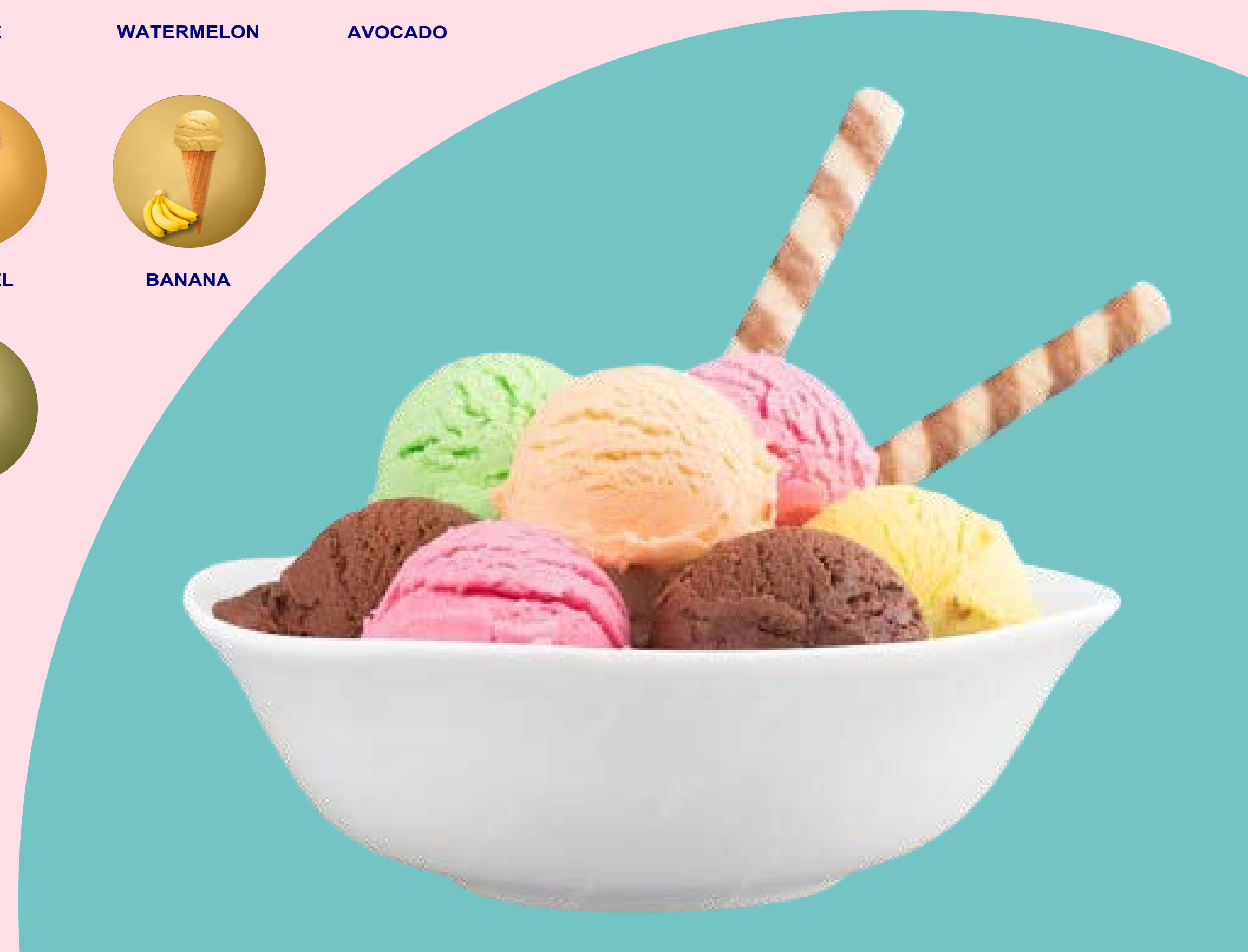
SAFFRON

Net Weight : 1 kg

Packaging Box : 410*310*160mm

Net Weight : 25 kg

Packaging Bag : 700*430*100mm



COLD SLUSH

SLUSH POWDER



Net Weight : 1Kg

Packaging Box : 1x6Kg Per Box

Box Size: 320*235*160 mm

Available Flavours



BLUEBERRY



STRAWBERRY



MINT LEMONADE



MANGO



BUBBLEGUM



COLA



MATCHA TEA



WATERMELON



MIXED FRUIT



GREEN APPLE



LEMON



PINEAPPLE



ORANGE



BLUE TROPICAL



PASSION FRUIT



TROPICAL ALMOND



GUAVA



VIMTO RAMADAN



NEUTRAL



HAMBA

FRAPPE POWDER



Available Flavours :
Acai, Caramel, Chocolate,
Strawberry, Vanilla
Net Weight : 1Kg
Packaging Box : 1x10Kg Per Box
Box size : 410*310*160 mm



Acai



Caramel



Chocolate



Strawberry



Vanilla

HOT CHOCOLATE POWDER



Available Flavours :
Chocolate
Net Weight : 1Kg
Packaging Box : 1x10Kg Per Box
Box size : 410*310*160 mm

SMOOTHIE POWDER

Features

Available Flavours :

Mochachino - Lolus - Chocolate

Net Weight : 1Kg

Packaging Box : 1x6Kg Per Box

Box Size : 320*235*160mm



ICE POPS



BLUEBERRY



STRAWBERRY



MINT LEMONADE



MANGO



VIMTO RAMADAN



BUBBLEGUM



COLA



MATCHA TEA



WATERMELON



MIXED FRUIT



GREEN APPLE



LEMON



PINEAPPLE



BLUE TROPICAL



PASSION FRUIT



TROPICAL ALMOND



GUAVA



ORANGE



HAMBA



NEUTRAL

Ice Pops



Net Weight: 1Kg
Packaging Box : 1x6Kg Per Box
Size Box : 320*235*160mm

POPCORN

Mushroom Popcorn



Net Weight : 22.68 kg
Bag size :
660*490*100 mm

Butterfly Popcorn



Net Weight : 22.68 kg
Bag size :
660*490*100 mm

Yellow Popcorn



Net Weight : 20 kg
Bag size :
660*490*100 mm

Yellow Cheese Flavour



Net Weight : 1 kg
Packaging Box :
1X10 kg Per Box
Packaging Box Size :
410*310*160mm

Caramel Seasoning



Net Weight : 1 kg
Packaging Box :
1X10 kg Per Box
Packaging Box Size :
410*310*160mm

Popcorn Paper Box



Product Dimensions:
15.5L x 6W x 15.5H(cm)
Features : Foldable
Colour : Red
Material : Food grade card Paper

Popcorn Bucket



Product Dimensions:
14L x 8.8W x 14H(cm)
Capacity : 32 OZ
Colour : Yellow
Material : Food grade

WAFFLE PRE MIX POWDER

Features :

Available Flavours :

Chocolate Flavour Pre Mix
Vanilla Flavour Pre Mix

Net Weight : 1Kg
Packaging Box : 1x10Kg Per Box
Box size : 410*310*160 mm



PANCAKE PRE MIX POWDER

Features :

Available Flavours :

Chocolate Flavour Pre Mix
Vanilla Flavour Pre Mix

Net Weight : 1Kg
Packaging Box : 1x10Kg Per Box
Box size : 410*310*160 mm



CREPE PRE MIX POWDER

Features :

Available Flavours :

Chocolate Flavour Pre Mix
Vanilla Flavour Pre Mix

Net Weight : 1Kg
Packaging Box : 1x10Kg Per Box
Box size : 410*310*160 mm



COTTON CANDY PRE MIX



VANILLA WHITE



VANILLA BLUE



BLUEBERRY BLUE



STRAWBERRY



MANGO



MINT



GREEN APPLE



PINEAPPLE YELLOW



COCONUT WHITE



LEMON YELLOW



MIXED FRUIT



CHOCOLATE LIGHT BROWN



BANANA YELLOW



BUBBLEGUM LIGHT RED



MATCHA TEA



PISTACHIO GREEN



ORANGE



VIMTO RAMADAN



CHARCOAL GRAY



WATERMELON



COLA

Net Weight : 1Kg
 Packaging Box : 10Kg Per Box
 Box size : 410*310*160 mm



MACHINES

Two Compressor Soft Ice Cream Table type - 1+2 Mix flavour

Features :

Single Phase

Voltage : 220V/50hz

Power: 1.7kw

Main Compressor: Embraco (R404a)

Precool compressor: (R134a)

Production: 25L/h

Hopper volume: 7L* 2

Cylinder volume : 1.8L*2

N.W: 108kgs

Machine size: 780*600*510 mm

Plug Type : UK

Count Ice Cream , bit stop & wheel
sensor alarm empty tank , Stainless steel cover &
screw, 2 cooling system
(Black discharge block and tray) star built in



Two Compressor Soft Ice Cream Table type - 1+2 Mix flavour

Features :

Single Phase

Voltage : 220V/50hz

Power: 1.7kw

Main Compressor : Wanbao (R404a)

Precool compressor: (R134a)

Production: 25L/h

Hopper volume: 7L* 2

Cylinder volume: 1.8L* 2

N.W: 108kgs

Machine size: 730*640*520 mm

Plug Type : UK

Count Ice Cream , bit stop & wheel
sensor alarm empty tank , 2 cooling system
(Black discharge block and tray) star built in



MACHINES

Soft Ice Cream -Table Type Single Flavour

Features :

Single Phase

Voltage: 220V/50hz

Power: 1.1kw

Main Compressor: Embraco (R404)

Precooling feature available

Production: 18L/h

Hopper volume: 5L

Cylinder volume: 1.8L

N.W: 58kgs

Machine size: 600*520*240mm

Plug Type : UK

Count Ice Cream, Wheel sensore alarm empty tank
(Black Discharge blockand and tray) Star built in



Soft Ice Cream -Stand Type 2+1 Mix Flavour

Features :

Single Phase

Voltage : 220V/50hz

Power : 1.7kw

Main Compressor : Pa108MIC-4DZDE2-410a

Precool Compressor : Wanbao (134a)

Production : 25L/h

Hopper Volume : 7L * 2

Cylinder Volume : 1.8L * 2

N.W. : 120Kg

Machine size: 1260*740*510mm

Plug Type : UK

Count Ice Cream, Wheel sensore alarm empty tank
(Black Discharge blockand and tray) Star built in



Soft Ice Cream -Stand Type 2+1 Mix Flavour

Features :

Single Phase

Voltage : 220V/50hz

Power : 1.7kw*2

2 Main Compressor : Embraco (R404a) (2pcs)

2 Precool compressor : Wanbao (R134a) 2pcs

Production: 60-50L/h

Hopper volume: 13L * 2

Cylinder volume: 2.2L* 2

N.W: 210kg

Machine size: 1500*818*540mm

Plug Type : UK

Count Ice Cream, wheel sensor alarm empty tank
stainless steel screw, 2 cooling system
(black discharge blockand and tray) Star built out



MACHINES

GELATO HARD ICE CREAM MACHINE



Features :

Single Phase
Voltage : 220V/50hz
Power : 3.0kw
Main Compressor : Embraco (R404a)
Production : 30L/h
Cylinder volume: 7kg
N.W. : 85kgs
Machine size : 1260X780x515mm
Plug Type : UK

GELATO HARD ICE CREAM MACHINE



Features :

Single Phase
Voltage : 220V/50hz
Power : 1.6kw
Main Compressor : Pa145m2c (R404a)
Production : 15-28L/h
Cylinder Volume : 9kg
N.W. : 98kg
Machine size : 1400x530x525mm
Plug Type : UK

SNOW MACHINE ICE CREAM



Features :

Single Phase
Voltage : 220V/50hz
Power : 1.2kw
Main Compressor : Embraco (R404a)
Production : 180kg/24H
N.W. : 41kg
Machine size :
540*395*510mm(without bucket)
750*395*510mm(with bucket)
Plug Type : UK

FRIED ICE CREAM ROLL MACHINE



Features :

Single Phase
Voltage : 220V/50hz
Power : 1.2kw
Main Compressor : Panasonic GMCC Ice pan
Refrigerant : (R410a)
N.W. : 65kg
Ice depth : 4cm
Diameter : 500mm
Ice pan temperature : Minus 20 to Minus 30
Degree Machine size : 800*650*650mm
Plug Type : UK

MACHINES

ICE SHAVER MACHINE



Features :

Single Phase
Voltage : 220V/50hz
Power : 180W
N.W. : 18kg
Size : 480*394*685mm
Plug Type : UK


POPSICLE MACHINE



Features :

Single Phase
Single mold
Voltage : 220V/50hz
Power : 1.25kw
Main Compressor : GMCC
Refrigerant : (R410)
Production(24 hours) : 3000pcs
Cooling way : Air-cooled Lowest temperature: --25 degree
N.W: 56 Kg
Machine size: 700*500*810mm
Packing Size: 765*565*930mm
Plug Type : UK

MOLD



Single Mold

Single Phase
Mold : 40 PCS
Each PCS : 75 ML
Total 40 PCS in Machine
Every 20 Minute make 40 PCS

MACHINES


SLUSH 1 TANK & JUICE MACHINE



Features :

Single Phase
Voltage : 220V/50hz
Power : 500W
Main Compressor : (Sikepu)
Tank Volume : 12.5L
N.W. : 40kg
Machine size : 520X240X600mm
Plug Type : UK
Full lighting, touch screen control
"It can serve as both a slush machine and a juice machine."

SLUSH 2 TANK & JUICE MACHINE



Features :

Single Phase
Voltage : 220V/50hz
Power : 1kw
Main Compressor : Embraco (R404a)
Tank Volume : 12.5L each tank
N.W. : 64 kg
Machine size : 430X450X800mm
Plug Type : UK
Full lighting, touch screen control
"It can serve as both a slush machine and a juice machine."

SLUSH 3 TANK & JUICE MACHINE (Two in One)



Features :

Single Phase
Voltage : 220V/50hz
Power : 1.2Kw
Main Compressor : Embraco (R404a)
Tank Volume : 12.5L each tank
N.W. : 76 kg
Machine size : 620X530X800mm
Plug Type : UK
Full lighting, touch screen control
"It can serve as both a slush machine and a juice machine."

JUICE DISPENSER MACHINE



Features :

Single Phase
Voltage : 220V/50hz
Power : 350W
Main Compressor : Wanbao (R134)
Tank Volume : 18L each tank
N.W. : 29Kg
Machine Size : 440*442*720mm
Plug Type : UK
Temperature : 8--12 °C
Optional color : Black
Working type : Spraying/mixing

MACHINES

SINGLE WAFFLE CONE BAKING MACHINE



Features :

Single Phase
Voltage : 220V/50hz
Power : 1Kw
N.W. : 6.4kg
Plug Type : UK
Size : 282*380*230mm

ELECTRIC CREPE MAKER (SINGLE HEAD)



Features :

Single Phase
Voltage : 220V/50hz
Power : 3Kw
N.W. : 15kg
Plug Type : UK
Size : 450.5*500*230mm
(single head)
Head 40cm round temperature control up to 300 c

SQUARE ROTATRY WAFFLE BAKER



Features :

Single Phase
Voltage : 220V/50hz
Power : 1.2Kw
N.W. : 9kg
Plug Type : UK
Size : 250*540*320mm
Baker 20 cm temperature control up to 300 c
Timer
Single Phase

PANCAKE MACHINE



Features :

Single Phase
Voltage : 220V/50hz
Power : 850w
N.W. : 6.2 kg
Plug Type : UK
Size : 380*380*220mm
Head Size : 26x26 cm
hole size : 4x4cm Width & Depth 1cm
25 pcs hole
Control temperature up to 300 c timer



MACHINES

HOT CHOCOLATE MACHINE



Features :

Single Phase
Voltage : 220V/50hz
Power : 400W
Tank Volume : 5L
N.W. : 8Kg
Size : 400*320*470mm
Plug Type : UK

NACHOS WARMER



Features :

Single Phase
Voltage : 220V/50hz
Power : 300W
N.W. : 18Kg
Size : 500*335*670mm
Plug Type : UK

LUXURY POPCORN MACHINE (SC-P02'S UPGRADE TYPE)



Features :

Single Phase
Voltage : 220V/50hz
Power : 1.3kw
N.W. : 7.5Kg
Size : 540*380*730mm
Plug Type : UK
2 heater and light
(cooking size 21cm and width 62cm)

MACHINES

MILK SHAKE MACHINE



Features :

Single Phase
Voltage : 220V/50hz
Power : 180W
N.W : 5KG
Material : Stainless Steel (201#)
Capacity : 800ML
Size : 600*230*260mm
Plug Type : UK


VACUUM SEALER



Features :

Single Phase
Voltage : 220V/50hz
Power : 150W
Vacuum Pressure
Sealing Length : <32cm
N.W : 2.3Kg
Size : 378*150*70mm
Plug Type : UK

MANUAL CUP SEALING MACHINE



Features :

Single Phase
Voltage : 220V/50hz
Power : 300W
Production capacity : 300 To 500Cup/Hour
N.W : 11kg
Size : 480*245*305mm
Plug Type : UK

FULL AUTO MATIC SEALING MACHINE



Features :

Single Phase
Voltage : 220V/50hz
Power : 380W
N.W : 25KG
Size : 570*270*370mm
Plug Type : UK

MACHINES

CHOCOLATE FOUNTAIN



Features :

Single Phase
Voltage : 220V/50hz
Power : 0.30Kw
Capacity : 6kg
N.W. : 11kg
Material : Stainless Steel (201#)
Size : 360*360*860mm
Plug Type : UK

VACUUM FLASK SAUCE WARMER



Features :

Single Phase
Voltage : 220V/50hz
Power : 500W
Material : Stainless Steel (201#)
Tank Volume : 3L
N.W. : 6kg
Size : 475*250*310mm
Plug Type : UK

CANDY FLOSS MACHINE



Features :

Single Phase
Voltage : 220V/50hz
Power : 1.03Kw
N.W. : 20kg
Size : 950*520*910mm
Plug Type : UK

PACKAGING

Decoration Accessories

NOVA CUP



DOME LID



ISAP CLEAR CUP



350 cc And 450

ICE CREAM CUP



4 OZ=100 ML . 6 OZ=150ML
8 OZ=200ML

POPCORN PAPER BOX



PLASTIC ICE CREAM SPOON




STAW 12MM



PAPER CONE SLEEVES



POPCORN BUCKET



PACKAGING

Decoration Accessories

6-HOLE HOLDER FOR ICE CREAM CONES




SILICON POPSICLES GREEN




SILICON POPSICLES BLUE



SET OF 10 STAINLESS STEEL ICE LOLLY MOLD POPSICLE U MOULD




SET OF 10 STAINLESS STEEL ICE LOLLY MOLD POPSICLE | MOULD



16-HOLE HOLDER FOR ICE CREAM CONES



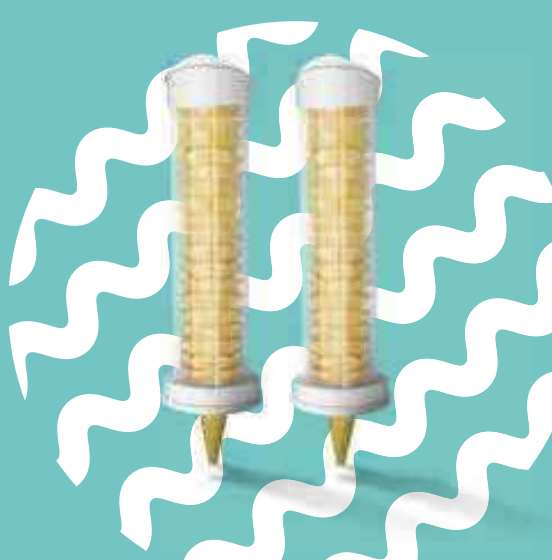
ICE CREAM CONE STORAGE DISPLAY CABINET OPEN BOX 3x3 : 9 HOLE



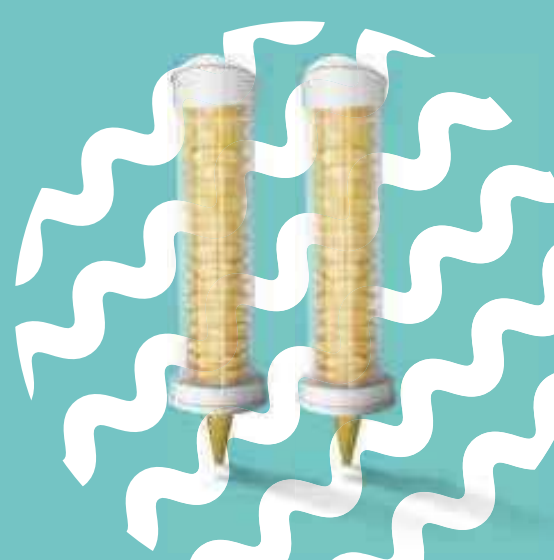
ICE CREAM CONE STORAGE DISPLAY CABINET OPEN BOX 5x5 : 25 HOLE



ICE CREAM CONE DISPENSER



ICE CREAM CONE DISPENSER MAGNET



HAPPY CONE

28 PCs Cones IN 1 Box

24 PCs Cones IN 1 Box

BOX SIZE: 570*450*540 MM

Main Box

20 Box X 28 pcs

20 Box X 24 pcs

